




Montaje en línea	Modelo	Alimentación Dispositivo	Conexiones Bombas		Núm. Bombas
			Principal	Auxiliares	
	Speedmatic SET 2010	~3x400 V (+N)	~3x230 V (Δ) (10 A)	~3x400 V (10 A)	2
	Speedmatic SET 3010				3
	Speedmatic SET 2110	~1x230 V	~3x230 V (Δ) (10 A)	~1x230 V (10 A)	2
	Speedmatic SET 3110				3
	Speedmatic SET 21110	~1x230 V	~1x230 V (10 A)		2
	Speedmatic SET 31110				3
	Speedmatic SET ALT	~1x230 V	~1x230 V (10 A)	~1x230 V (10 A)	2
	Speedmatic ALT	~1x230 V	~1x230 V (10 A)	~1x230 V o ~3x230 V (10 A)	2
	Speedmatic easy 09 MM	~1x230 V	~1x230 V (9 A)	-	1
	Speedmatic easy 12 MM		~1x230 V (12 A)	-	1
	Speedmatic easy 06 MT		~3x230 V (Δ) (6 A)	-	1
	Speedmatic easy 10 MT		~3x230 V (Δ) (10 A)	-	1
	Speedmatic Master 101165	~1x230 V	~1x230 V (5 A) o ~3x230 V (Δ) (6 A)	-	1-4
	Speedmatic Master 101110		~1x230 V (10 A) o ~3x230 V (Δ) (10 A)	-	1-4
	Speedmatic 1305	~3x400 V	~3x400 V (5 A)	-	1-4
	Speedmatic 1309		~3x400 V (9 A)	-	1-4
	Speedmatic 1314		~3x400 V (14 A)	-	1-4

Montaje mural	Modelo	Alimentación Dispositivo	Conexiones Bombas	Núm. Bombas
	Speedcenter	12 Vcc	-	3-4
	Speedbox 1006 MT	~1x230 V	~3x230 V (Δ) (6 A)	2
	Speedbox 1010 MT	~1x230 V	~3x230 V (Δ) (10 A)	2
	Speedbox 1106 MM	~1x230 V	~1x230 V (6 A)	2
	Speedbox 1112 MM	~1x230 V	~1x230 V (12 A)	2
	Speedbox 1305 TT	~3x400 V	~3x400 V (5 A)	2
	Speedbox 1309 TT	~3x400 V	~3x400 V (9 A)	2

Montaje a-Bordo	Modelo	Alimentación Dispositivo	Conexiones Bombas	Núm. Bombas
	Speedboard 1006 MT	~1x230 V	~3x230 V (Δ) (10 A)	2
	Speedboard 1010 MT	~1x230 V	~3x230 V (Δ) (6 A)	2
	Speedboard 1106 MM	~1x230 V	~1x230 V (6 A)	2
	Speedboard 1112 MM	~1x230 V	~1x230 V (12 A)	2
	Speedboard 1305 TT	~3x400 V	~3x400 V (5 A)	2
	Speedboard 1309 TT	~3x400 V	~3x400 V (9 A)	2